



# Control stations P, I and A

The control and monitoring units of series P, I and A... are manufactured from fibreglass reinforced polyester, stainless steel or aluminium, and are suitable for housing electrical command and signal devices. **The units are preconfigured according to the following diagrams and can be ordered using their respective product code.** They can be installed both on board the machine or remotely, and are used in the chemical, petrochemical and pharmaceutical industries. In addition to the following listed standards, manufacturer offers a wide range of accessories and versions manufactured to customer specification.

Manufacturer applies a tamper-evident holographic security label to its products, complete with a unique authentication numeric code, to combat the illegal sale of imitations and counterfeits, as well as guarantee the authenticity of its products. The failure to observe international standards involves serious hazards to the environment and, above all, personnel who work with the systems on a daily basis.

## Sectors of application:



Petroleum refineries



Chemical and petrochemical plants



Onshore plants



Offshore plants



Petroleum loading/unloading pontoons



Low temperatures



Mining operations

## CERTIFICATION DATA

### Classification:

Group II

Category 2GD

### Installation: EN 60079.14

zone 1 - zone 2 (Gas)

zone 21 - zone 22 (Dust)

### Marking:

CE 0722 Ex II 2 GD; Ex de IIC T6, T5 Gb; Ex tb IIIC T85°C Db

### Certificate:

ATEX CESI 03 ATEX 115

IECEX IECEX CES 11.0032

TR CU AVAILABLE

For all IEC Ex and TR CU certification data, contact [comm@antideflagrantiGCE.com](mailto:comm@antideflagrantiGCE.com)

### Standards:

CENELEC EN 60079-0: 2012, EN 60079-1: 2007, EN 60079-7: 2007, EN 60079-31: 2009 and EUROPEAN DIRECTIVE 2014/34/UE  
RoHS Directive 2002/95/EC.

### Temperature class:

T6 (Ta +40°C)

T5 (Ta +55°C)

### Ambient Temp.:

-40 °C +55 °C

-40°C +40°C

### Degree of protection:

IP66

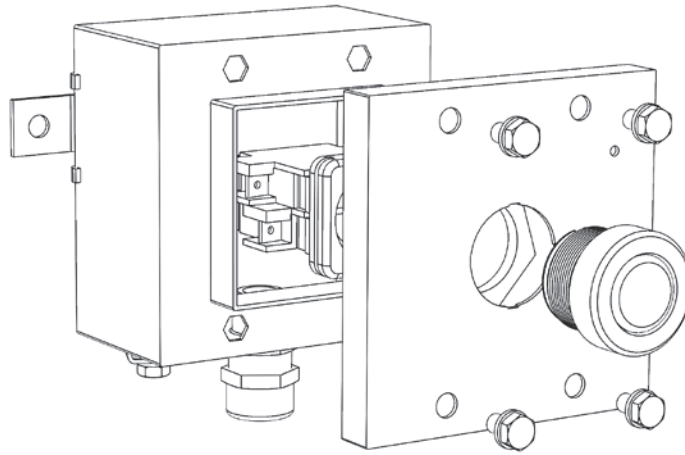


## Control station type I (stainless steel)

Ex e



### EXPLODED VIEW



### MECHANICAL FEATURES

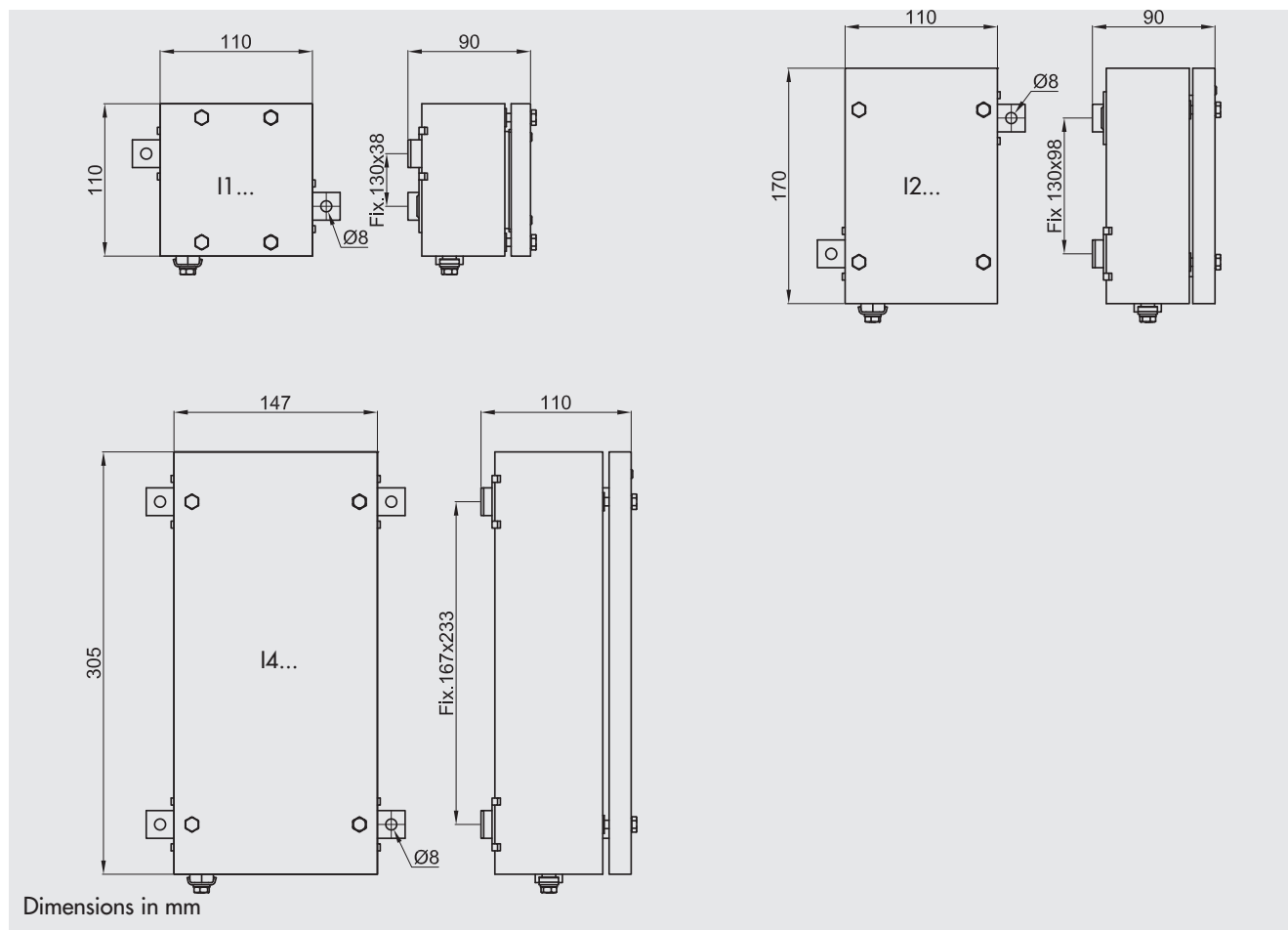
<b>Body and cover:</b>	Stainless steel complete with feet for fastening
<b>Gaskets:</b>	Acid, hydrocarbon and high temperature resistant silicon positioned between the body and the cover
<b>Screws:</b>	Stainless steel
<b>Certificate plate:</b>	Riveted stainless steel
<b>Earth screw:</b>	Internal M5 on body and cover connected to each other with a 2.5 mm wire <sup>2</sup>
<b>Cable gland:</b>	Nickel-plated brass

### ACCESSORIES UPON REQUEST / SPECIAL REQUESTS

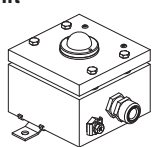

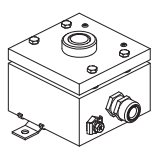
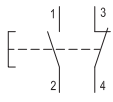
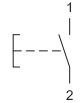
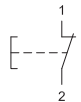
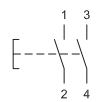
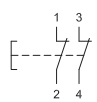
- Safety measures and padlocks for stations
- Safety measures against accidental contacts (padlockable)
- Earthing rings for control units
- Nameplates in various materials
- Breather or drainage valve
- Other contact types (see Ex e Control, monitoring and signalling stations folder)
- Various possible configurations



## DIMENSIONAL DIAGRAM



## CODE SELECTION TABLE

Illustration	Description	Diagram	Codes
	One red 24 VAC/DC indicator light		I1T01R9
	One green 24 VAC/DC indicator light		I1T01V9
	One blue 24 VAC/DC indicator light		I1T01B9
	One yellow 24 VAC/DC indicator light		I1T01G9
	One colourless 24 VAC/DC indicator light		I1T01I9
	One red 1NO+1NC pushbutton		I1T01R3
	One black 1NO+1NC pushbutton		I1T01N3
	One green 1NO+1NC pushbutton		I1T01V3
	One red 1NO pushbutton		I1T01R1
	One black 1NO pushbutton		I1T01N1
	One green 1NO pushbutton		I1T01V1
	One red 1NC pushbutton		I1T01R2
	One black 1NC pushbutton		I1T01N2
	One green 1NC pushbutton		I1T01V2
	One red 2NO pushbutton		I1T01R4
	One black 2NO pushbutton		I1T01N4
	One green 2NO pushbutton		I1T01V4
	One red 2NC pushbutton		I1T01R5
	One black 2NC pushbutton		I1T01N5
	One green 2NC pushbutton		I1T01V5



# Control station type I (stainless steel)

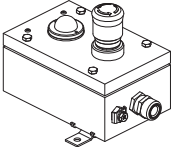
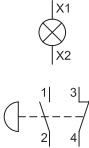

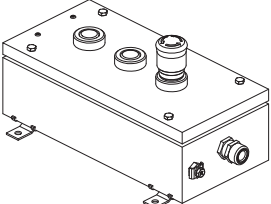
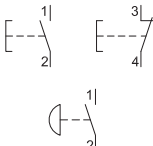
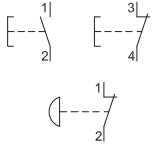
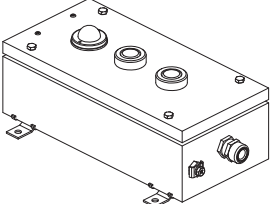
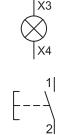



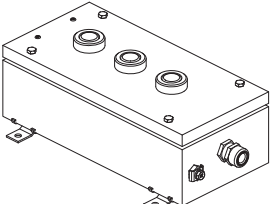
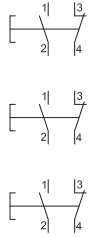
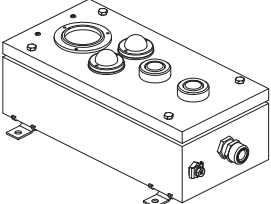
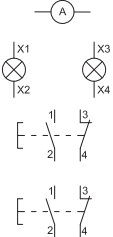
## CODE SELECTION TABLE

Ex e

Illustration	Description	Diagram	Codes
<b>Selector</b>			
	Switch with two fixed-positions, suitable for "automatic-manual" 1NO+1NC service		<b>1I1T011Z</b>
	Motors "start-stop" control, with spring return to 0 from both STOP and START.		<b>1I1T011X</b>
	Motors "start-stop" control with spring return from START to 0, and in fixed STOP position can be padlocked.		<b>1I1T011R</b>
	Three fixed position switch can be padlocked in the centre position. Versions: single pole - double pole - triple pole.		<b>1I1T011C</b>
	<b>Button</b>		
	Emergency mushroom head pushbutton with 1NO+1NC block (when pressed, rotate to release)		<b>1I1T01F3</b>
	Emergency mushroom head pushbutton with 1NC block (when pressed, rotate to release)		<b>1I1T01F2</b>
<b>Ammeter/voltmeter</b>			
	Ammeter (scale on request)		<b>1I1T02A</b>
	Voltmeter (scale on request)		<b>1I1T02V</b>
<b>Indicator light and pushbutton</b>			
	24 VAC/DC red indicator light and one red 1NO+1NC pushbutton		<b>1I2T07R9R3</b>
	24 VAC/DC green indicator light and one green 1NO+1NC pushbutton		<b>1I2T07V9V3</b>
	24 VAC/DC red indicator light and one red 1NC pushbutton		<b>1I2T07R9R2</b>
	24 VAC/DC green indicator light and one green 1NC pushbutton		<b>1I2T07V9V2</b>
<b>Indicator light and pushbutton</b>			
	24 VAC/DC red indicator light and one red 1NO pushbutton		<b>1I2T07R9R1</b>
	24 VAC/DC green indicator light and one green 1NO pushbutton		<b>1I2T07V9V1</b>



## CODE SELECTION TABLE

Illustration	Description	Diagram	Codes
	24 VAC/DC red indicator light and emergency 1NO+1NC mushroom pushbutton		<b>I2T07R9F3</b>
	24 VAC/DC green indicator light and 1NO+1NC emergency mushroom pushbutton		<b>I2T07V9F3</b>
	One green 1NO and one red 1NC pushbutton, one mushroom head 1NO pushbutton		<b>I3T20V1R2F1</b>
	One green 1NO and one red 1NC pushbutton, one mushroom head 1NC pushbutton		<b>I3T20V1R2F2</b>
	24 VAC/DC red LED indicator light, one green 1NO pushbutton and red 1NC pushbutton		<b>I4T20R9V1R2</b>
	24 VAC/DC green LED indicator light, one green 1NO pushbutton and red 1NC pushbutton		<b>I4T20V9V1R2</b>
	24 VAC/DC red LED indicator light, one green 1NO+1NC pushbutton and red 1NO+1NC pushbutton		<b>I4T20R9V3R3</b>
	24 VAC/DC green LED indicator light, one green 1NO+1NC pushbutton and red 1NO+1NC pushbutton		<b>I4T20V9V3R3</b>
	One black 1NO+1NC pushbutton one red 1NO+1NC pushbutton green 1NO+1NC pushbutton		<b>I4T20N3R3V3</b>
	Ammeter, one red and one green 24 VAC/DC indicator light, red 1NO+1NC pushbutton, green 1NO+1NC pushbutton		<b>I4T32AR9V9R3V3</b>